

The following information is collected from various sources and disseminated by the Ontario Cattlemen's Association.

**Friday June 11, 2010**

**ONTARIO DIRECT TO PACKER RAILGRADE PRICES**

Prices are on a carcass weight basis, before grade and weight discounts.

<b>A grade steers</b>	157.00-161.00
<b>A grade heifers</b>	156.00-160.00

**ONTARIO LIVE CATTLE TRADE**

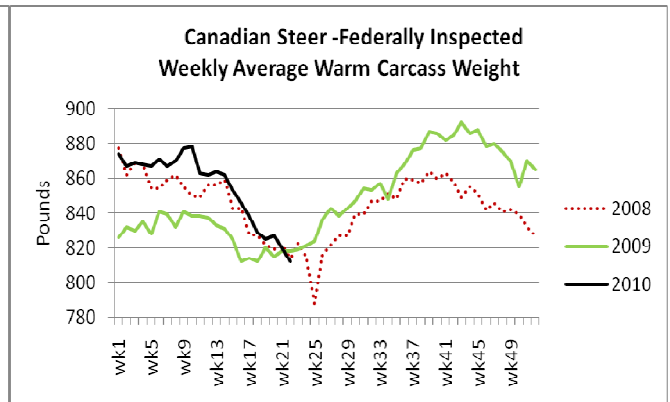
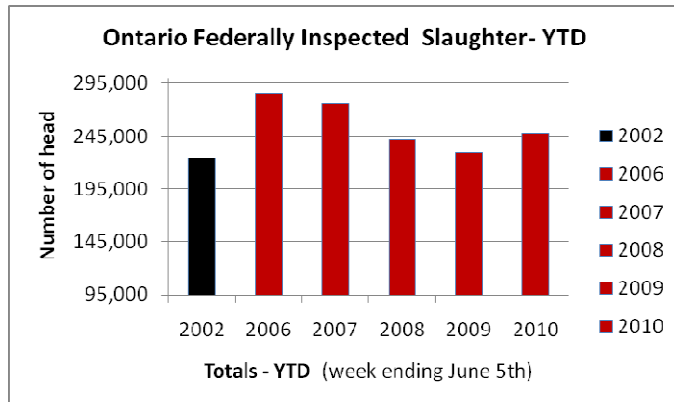
Today at: **Brussels Livestock: 1,125 stockers (325 yearlings left to sell at report time)**

<b>STEERS</b>	<b>Price Range</b>	<b>Avg</b>	<b>Top</b>	<b>HEIFERS</b>			
<b>1000+</b>	81.50-93.50	89.94	93.50	<b>900+</b>	88.50-95.00	92.65	95.00
<b>900-999</b>	85.50-103.50	95.85	103.50	<b>800-899</b>	95.50-97.50	96.11	97.50
<b>800-899</b>	96.50-114.50	105.76	114.50	<b>700-799</b>	89.50-107.00	98.20	108.75
<b>700-799</b>	99.00-119.50	110.67	119.50	<b>600-699</b>	92.00-110.50	102.93	110.50
<b>600-699</b>	104.75-123.75	113.37	126.50	<b>500-599</b>	92.00-108.00	101.51	113.00
<b>500-599</b>	108.00-129.50	120.60	132.00	<b>400-499</b>	102.00-118.00	111.30	118.00
<b>400-499</b>	102.00-135.00	120.08	135.00	<b>300-399</b>	96.00-121.00	113.13	121.00
<b>399-</b>	124.00-185.00	148.25	185.00				

Calves and yearling sold on a strong active trade.

Ontario Auction Sales on **Thursday** saw weighted prices for:

	<b>Price Range</b>	<b>Avg.</b>	<b>Top</b>
<b>Large &amp; Medium Frame Fed Steers +1250</b>	86.49-97.63	92.48	105.00
<b>Large &amp; Medium Frame Fed Heifers +1000</b>	84.28-95.18	90.10	100.50
<b>Cows</b>	45.16-59.15	51.59	83.50
<b>Bulls</b>	59.21-70.49	65.34	86.00
<b>Veal calves 600 lbs +</b>	52.83-93.12	71.55	120.00
<b>Veal calves 125 lbs &amp; under</b>	62.00-128.00	107.90	128.00



Stocker Sale at: **Ontario Livestock Exchange, June 10, 2010 –182 stockers**

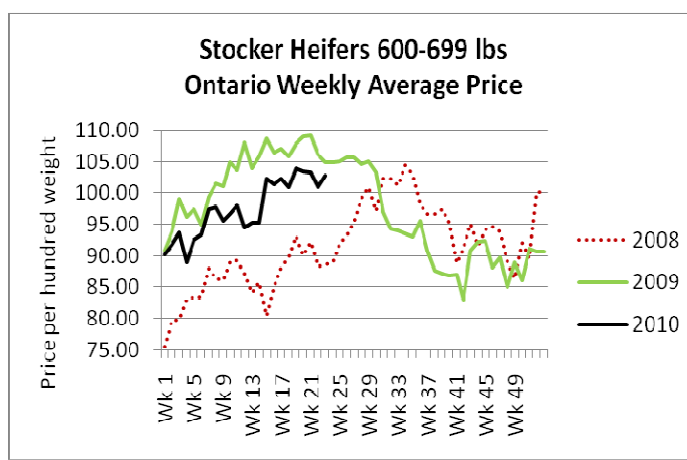
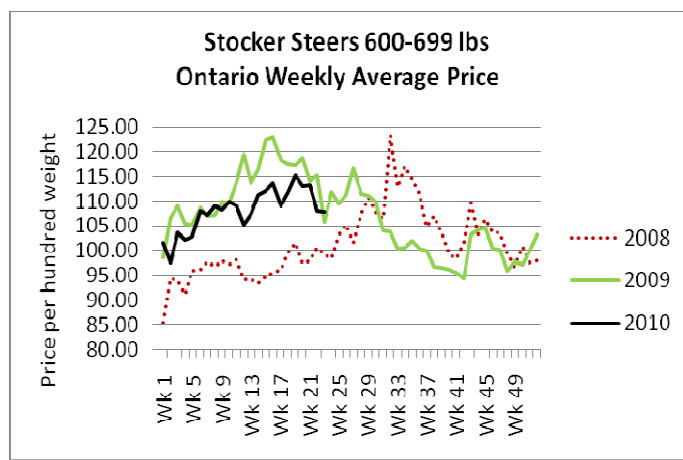
<b>STEERS</b>	<b>Price Range</b>	<b>Avg</b>	<b>Top</b>	<b>HEIFERS</b>	<b>Price Range</b>	<b>Avg</b>	<b>Top</b>
<b>1000+</b>	79.00-89.50	84.00	89.50	<b>900+</b>	74.00-86.50	81.95	86.50
<b>900-999</b>	88.00-91.50	89.58	91.50	<b>600-699</b>	91.00-101.00	98.14	101.00
<b>700-799</b>	73.00-101.00	90.65	104.50	<b>500-599</b>	85.00-108.00	96.40	111.00
<b>600-699</b>	102.00-110.50	105.71	111.00	<b>400-499</b>	104.00-119.00	108.85	122.00
<b>500-599</b>	91.00-115.50	102.8	123.00				
<b>400-499</b>	106.00-131.00	117.78	134.00				

Stocker Sale at: **Ontario Stockyards Inc, June 10, 2010 – 510** stockers

<b>STEERS</b>	Price Range	Avg	Top	<b>HEIFERS</b>	Price Range	Avg	Top
<b>1000+</b>	85.25-98.00	91.87	98.00	<b>900+</b>	74.50-92.00	86.10	92.00
<b>900-999</b>	92.00-99.25	96.60	99.25	<b>800-899</b>	101.50-104.00	103.31	104.00
<b>800-899</b>	84.00-108.25	96.45	110.50	<b>700-799</b>	100.00-108.75	105.85	108.75
<b>700-799</b>	96.00-121.00	110.50	121.00	<b>600-699</b>	97.50-116.00	106.27	116.00
<b>600-699</b>	90.50-133.00	119.06	133.00	<b>500-599</b>	103.00-118.00	111.88	118.00
<b>500-599</b>	116.50-131.50	126.53	131.50	<b>400-499</b>	90.00-117.00	105.94	120.50
<b>400-499</b>	100.00-134.00	119.86	134.00	<b>300-399</b>	90.00-130.00	111.63	130.00
<b>399-</b>	108.00-137.00	120.01	144.00	<b>299-</b>	115.00-127.00	122.86	127.00

Stocker Sale at: **Ottawa Livestock Exchange, June 10, 2010 – 140** stockers

<b>STEERS</b>	Price Range	Avg	Top	<b>HEIFERS</b>	Price Range	Avg	Top
<b>700-799</b>	85.00-108.00	97.27	108.00	<b>600-699</b>	87.00-110.50	101.55	110.50
<b>600-699</b>	82.00-124.00	104.82	124.00	<b>500-599</b>	96.00-109.00	102.40	109.00
<b>500-599</b>	102.00-129.00	115.19	129.00				
<b>400-499</b>	48.00-122.00	78.89	127.00				



**QUEBEC ELECTRONIC AUCTION MARKET – (F.O.B. the feedlot)**

For the week ending June 10, 2010 **Price Range**  
**A1, A2 Steers** 157.00-158.00

**ALBERTA DIRECT TRADE**

Alberta direct trade this week

**Steers Live** 86.75-90.75 **Flat rail** 147.25-150.85  
**Heifers Live** 88.00-90.25 **Flat rail** 147.25-150.85

**U.S. TRADE** (U.S funds)

US cash cattle trade was quiet today despite limited trade this week. This will result in cattle being carried over to next week and we could possibly see packers starting next week off short bought. Prices for the week are as follows:

**Choice and select steers and heifers:** **Live** 92.00-93.00  
**Rail** 149.00-152.00

**U.S. BOXED BEEF CUT-OUT VALUES (U.S. funds)**

	<b>Choice</b>	<b>Select</b>
<b>Cutout Values:</b> (noon estimate)	153.37	145.51
<b>Change:</b> (from yesterday's close)	-1.79	-1.67
<b>Current 5 day average:</b>	158.16	149.71

**CHICAGO MERCANTILE EXCHANGE**

Closing quotes on futures today were as follows:

<b>Live Cattle</b>			<b>Feeder Cattle</b>			<b>Corn</b>			<b>Soybeans</b>			<b>Canadian \$</b>		
\$/cwt US			\$/cwt US			\$/bu US		¢/bu	\$/bu US		¢/bu			
<b>Jun</b>	89.50	-0.57	<b>Aug</b>	110.07	-0.15	<b>Jul</b>	3.494	+6.2	<b>Jul</b>	9.462	+11.2	<b>Spot</b>	96.43	-0.50
<b>Aug</b>	87.27	-0.50	<b>Sep</b>	109.85	-0.17	<b>Sep</b>	3.590	+6.4	<b>Aug</b>	9.292	+13.6	<b>Jun</b>	96.40	-0.54
<b>Oct</b>	88.65	-0.45	<b>Oct</b>	109.97	-0.17	<b>Dec</b>	3.710	+6.4	<b>Sep</b>	9.106	+11.0	<b>Sep</b>	96.35	-0.53
<b>Dec</b>	91.32	-0.40	<b>Nov</b>	109.30	-0.40	<b>Mar</b>	3.842	+6.6	<b>Nov</b>	9.092	+14.4	<b>Dec</b>	96.24	-0.54
<b>Feb</b>	92.75	-0.10	<b>Jan</b>	108.50	+0.00	<b>May</b>	3.932	+6.6	<b>Jan</b>	9.194	+14.4	<b>Mar</b>	96.01	-0.59
<b>Apr</b>	94.50	-0.20	<b>Mar</b>	107.50	+0.30	<b>Jul</b>	4.012	+5.6	<b>Mar</b>	9.254	+13.6	<b>Jun</b>	95.78	-0.59

Ontario Cattlemen's Association, 130 Malcolm Rd., Guelph, ON N1K 1B1 Phone: (519) 824-0334 Fax: (519) 824-1930 or email:

[mktinfo@cattle.guelph.on.ca](mailto:mktinfo@cattle.guelph.on.ca) or visit our web site at