



# Weekly Market Information Report



**Week Ending Thursday Sept 10, 2009**

The following information is collected from various sources and disseminated by the Ontario Cattlemen's Association.

## ONTARIO DIRECT TO PACKER RAILGRADE CATTLE TRADE

This is a summary for the week of rail grade prices on a carcass weight basis, before grade and weight discounts.

**A grade steers**            143.00-150.00  
**A grade heifers**        142.00-149.00

## ONTARIO LIVE CATTLE TRADE

Ontario auction sales this **week** saw weighted average price ranges for

### **FED CATTLE**

	<b>Price Range</b>	<b>Average</b>	<b>Top</b>	<b>Last week Avg</b>
Large Frame Steers +1250	76.36-88.19	83.20	98.00	87.91
Medium Frame Steers +1250	79.13-87.12	83.83	89.50	87.71
Large & Medium Frame Steers + 1250	77.39-88.48	83.42	98.00	87.71
Large Frame Heifers + 1000	76.26-85.41	81.80	95.50	85.60
Medium Frame Heifers + 1000	71.49-83.98	79.27	91.00	85.31
Large & Medium Frame heifers + 1000	75.57-85.89	81.31	95.50	85.48
Cows- All Weights	34.18-48.70	41.57	74.00	41.35
Bulls- All Weights	49.00-62.16	55.59	75.00	56.61

### **STOCKERS-Large and Medium Frame**

<b>STEERS</b>	<b>Volume</b>	<b>Price Range</b>	<b>Average</b>	<b>Top</b>	<b>Last week Avg</b>
<b>1000+</b>	697	88.11-93.91	90.76	96.00	91.54
<b>900-999</b>	429	92.22-97.23	95.19	100.00	95.97
<b>800-899</b>	236	91.03-98.95	95.61	105.60	100.61
<b>700-799</b>	352	89.79-104.60	99.17	110.25	99.89
<b>600-699</b>	245	88.63-109.59	100.42	118.00	102.07
<b>500-599</b>	223	96.87-126.21	113.37	140.50	107.33
<b>400-499</b>	156	102.68-135.17	122.08	146.50	112.85
<b>-399</b>	142	83.86-130.02	101.13	170.00	106.16

<b>HEIFERS</b>	<b>Volume</b>	<b>Price Range</b>	<b>Average</b>	<b>Top</b>	<b>Last week Avg</b>
<b>+900</b>	179	73.21-86.13	81.38	92.50	88.60
<b>800-899</b>	290	84.15-93.99	89.84	104.50	92.88
<b>700-799</b>	402	87.15-97.75	93.84	106.85	92.22
<b>600-699</b>	302	86.39-101.30	95.63	124.00	93.01
<b>500-599</b>	152	83.63-108.68	95.63	128.00	95.97
<b>400-499</b>	115	94.42-115.40	107.36	144.50	100.60
<b>300-399</b>	54	95.71-114.84	106.73	130.00	108.49
<b>299-</b>	28	87.95-124.27	100.48	150.00	106.63

### **At Talbotville Livestock: Saturday Sept 5, 2009**

	<b>Price Range</b>	<b>Top</b>
<b>Good &amp; Choice Steers</b>	87.00-95.00	N/T
<b>Good &amp; Choice Heifers</b>	N/T	N/T
<b>Good Cows</b>	43.00-53.00	

**At Kawartha Lakes Co-op Auction Market: Sept 5, 2009**

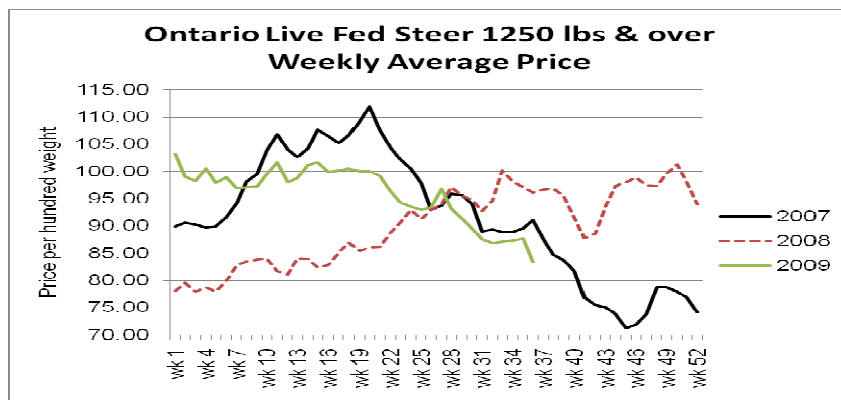
	Price Range	Average	Top
Cows	26.00-53.00	41.39	53.00
Bulls 1600 lbs & over	53.00-63.25	57.62	63.25

**At Denfield Livestock – Sept 8, 2009**

	Price Range		Price Range
Choice steers	88.00-91.00	Choice exotic cross heifers	88.00-91.00
Good steers	85.00-88.00	Good heifers	84.00-88.00
Plain Steers	80.00-85.00	Plain heifers	78.00-83.00
Good fed cows	55.00-60.00	Good beef bulls	55.00-60.00
D1 & D2 cows	45.00-50.00	Good Holstein bull calves	\$120.00-\$145.00
D3 & D4 cows	40.00-45.00	Plainer calves	\$40.00-\$80.00
Shells	20.00-30.00	New born & plain calves	\$10.00-\$40.00

**At Renfrew Pontiac Livestock Ltd– Sept 8, 2009**

	Price Range		Price Range
Replacement calves	30.00-75.00	Cows D1 & D2	48.00-54.00 top 57.50
Bulls	54.00-66.00 top 74.00	Cows D3	43.00-47.00
Bred cows-good x bred	N/T	Cows D4	27.00-39.00



**ONTARIO STOCKER & FEEDER TRADE**

Stocker sale at: **Brussels Livestock, Sept 4, 2009 – 1,127 stockers**

STEERS	Price Range	Avg	Top	HEIFERS	Price Range	Avg	Top
1000+	87.00-92.50	88.81	93.75	900+	78.00-86.79	96.79	92.50
900-999	89.00-95.50	93.60	99.50	800-899	85.50-97.50	91.42	98.75
800-899	87.00-98.25	92.99	98.25	700-799	94.00-103.00	98.98	103.50
700-799	89.00-107.50	101.25	108.00	600-699	94.50-105.50	97.49	110.50
600-699	98.00-110.00	104.75	113.00	500-599	89.00-111.50	101.44	128.00
500-599	105.00-129.00	115.86	140.50	400-499	103.00-121.00	113.86	121.00
400-499	117.00-136.00	127.23	136.00				
300-399	104.00-132.00	114.63	132.00				

Stocker sale at: **MapleHill Auctions Ltd (Hanover), Sept 7, 2009 – 471 stockers**

STEERS	Price Range	Avg	Top	HEIFERS	Price Range	Avg	Top
1000+	89.75-95.60	92.75	96.00	800-899	86.00-95.00	92.21	95.00
900-999	94.25-98.75	96.97	98.75	700-799	80.00-106.85	100.89	106.85
800-899	94.75-97.75	96.59	97.75	600-699	101.00-105.85	103.51	105.85
700-799	75.00-100.75	95.83	100.75				

Stocker sale: **Community Livestock Exchange (Hoards) – Sept 8, 2009- 147** stockers

<b>STEERS</b>	Price Range	Avg	Top	<b>HEIFERS</b>	Price Range	Avg	Top
<b>700-799</b>	77.50-104.00	93.21	104.00	<b>700-799</b>	74.00-93.50	86.14	93.50
<b>600-699</b>	59.00-111.00	89.68	111.00	<b>600-699</b>	56.50-94.00	81.76	94.00
<b>500-599</b>	91.00-128.50	109.00	128.50	<b>500-599</b>	72.00-101.50	86.71	101.50
<b>400-499</b>	84.00-133.50	119.50	133.50	<b>400-499</b>	82.00-105.00	91.58	105.00
<b>399-</b>	67.50-122.50	99.63	122.50	<b>300-399</b>	79.00-115.00	102.40	115.00

Stocker sale: **Keady Livestock Market – Sept 8, 2009- 455** stockers

<b>STEERS</b>	Price Range	Avg	Top	<b>HEIFERS</b>	Price Range	Avg	Top
<b>900-999</b>	94.75-98.25	96.01	100.00	<b>900+</b>	68.00-79.00	70.44	79.00
<b>800-899</b>	96.50-105.60	103.60	105.60	<b>800-899</b>	94.00-97.50	95.59	97.50
<b>700-799</b>	103.00-110.25	107.45	110.25	<b>700-799</b>	96.75-104.00	99.99	104.00
<b>600-699</b>	104.00-115.00	110.48	115.00	<b>600-699</b>	95.00-102.25	99.69	102.25
<b>500-599</b>	80.00-114.00	99.71	129.00	<b>500-599</b>	85.00-95.00	88.43	95.00

Stocker sale: **Renfrew Pontiac Livestock Ltd– Sept 8, 2009- 95** stockers.

<b>STEERS</b>	Price Range	<b>HEIFERS</b>	Price Range
<b>800-899</b>	92.00-104.00	<b>700-799</b>	88.00-94.00
<b>700-799</b>	96.00-106.50	<b>600-699</b>	90.00-104.00
<b>600-699</b>	103.00-109.50	<b>500-599</b>	96.00-108.00
<b>500-599</b>	120.00-128.00	<b>400-599</b>	106.00-115.50
<b>400-499</b>	120.00-129.00		

Stocker sale: **Ontario Livestock Exchange – Sept 9, 2009 - 546** stockers

<b>STEERS</b>	Price Range	Avg	Top	<b>HEIFERS</b>	Price Range	Avg	Top
<b>+1000</b>	88.00-94.25	91.13	94.25	<b>900+</b>	75.00-84.00	84.48	85.00
<b>900-999</b>	93.25-98.00	96.27	98.00	<b>800-899</b>	80.50-88.00	84.59	88.00
<b>800-899</b>	94.50-102.50	97.82	102.50	<b>600-699</b>	83.00-86.50	84.13	86.50
<b>700-799</b>	88.50-101.00	93.50	101.00				
<b>600-699</b>	95.50-114.00	102.93	114.00				

Stocker Sale at: **Ontario Livestock Exchange, Sept 10, 2009 – 168** stockers

<b>STEERS</b>	Price Range	Avg	Top	<b>HEIFERS</b>	Price Range	Avg	Top
<b>800-899</b>	72.00-86.00	82.31	86.00	<b>900+</b>	57.00-83.00	69.09	83.00
<b>700-799</b>	81.00-90.00	84.75	90.00	<b>800-899</b>	65.50-87.50	81.41	87.50
<b>600-699</b>	82.00-101.00	95.50	101.00	<b>700-799</b>	62.00-89.50	80.77	89.50
<b>500-599</b>	109.00-113.00	110.33	113.00	<b>600-699</b>	84.50-91.00	88.10	91.00
<b>400-499</b>	45.00-128.50	96.17	128.50	<b>500-599</b>	81.00-124.00	93.75	124.00
				<b>400-499</b>	78.00-122.00	96.00	122.00

Stocker Sale at: **Ontario Stockyards Inc, Sept 10, 2009 – 624** stockers

<b>STEERS</b>	Price Range	Avg	Top	<b>HEIFERS</b>	Price Range	Avg	Top
<b>900-999</b>	87.00-95.50	92.57	99.00	<b>900+</b>	67.00-83.75	77.2	88.00
<b>800-899</b>	92.00-98.75	95.94	99.50	<b>800-899</b>	84.50-92.75	90.06	104.50
<b>700-799</b>	91.00-102.00	97.75	105.00	<b>700-799</b>	84.00-91.00	88.47	94.50
<b>600-699</b>	98.00-112.25	104.57	112.25	<b>600-699</b>	83.00-94.00	89.35	98.00
<b>500-599</b>	103.00-124.00	118.66	128.00	<b>500-599</b>	85.00-103.50	95.16	103.50
<b>400-499</b>	114.00-138.00	131.90	138.00	<b>400-499</b>	105.50-116.00	114.07	116.00
<b>399-</b>	107.50-135.00	127.01	135.00	<b>300-399</b>	115.00-118.00	116.82	118.00

Stocker Sale at: **Ottawa Livestock Exchange, Sept 10, 2009**- 134 stockers

STEERS	Price Range	Avg	Top	HEIFERS	Price Range	Avg	Top
700-799	56.00-98.00	84.50	98.00	600-699	75.0-93.00	86.33	93.00
600-699	48.00-95.00	76.20	95.00	400-499	95.00-112.00	103.78	112.00
500-599	78.00-130.00	107.27	130.00	300-399	96.00-109.00	101.29	109.00
400-499	43.00-129.00	92.11	137.00	299-	63.00-120.00	86.00	120.00
399-	10.00-125.00	51.08	137.00				

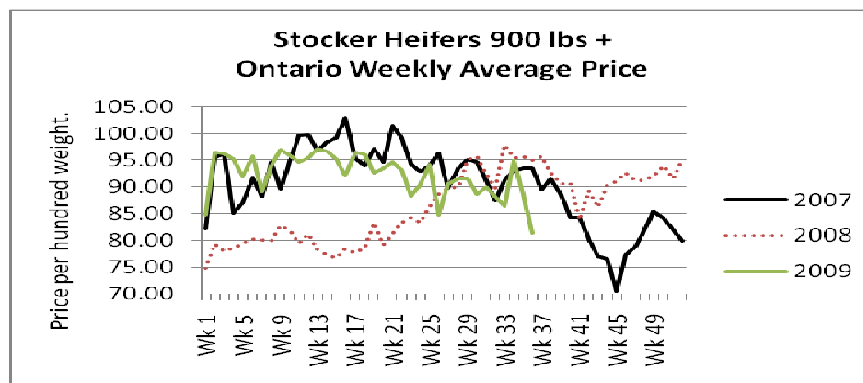
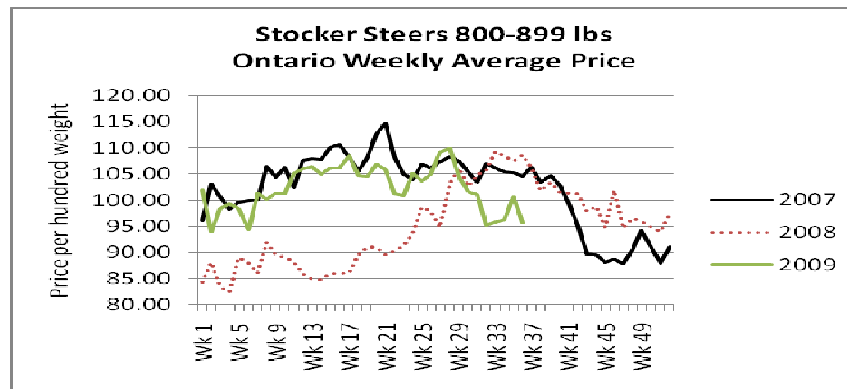
Stocker Sale at: **Brussels Livestock, Sept 10, 2009** – 140 stockers

STEERS	Price Range	Avg	Top	HEIFERS	Price Range	Avg	Top
500-599	100.00-126.00	118.44	126.00	500-599	91.00-117.00	108.55	117.00
400-499	110.00-146.50	129.65	146.50	400-499	98.00-121.50	113.50	144.50
399-	119.00-145.00	126.59	170.00	300-399	106.00-123.00	114.57	123.00
				299-	111.00-150.00	120.78	150.00

**SPECIAL ONTARIO FALL STOCKER SALES**

Stocker sale at: **Cargill Auction Market, Sept 4, 2009**- 1,400 yearlings

STEERS	Price Range	HEIFERS	Price Range
1000+	94.00-101.00	900+	83.00-94.00
900-999	92.00-103.00	800-899	95.00-103.00
800-899	90.00-100.00	700-799	95.00-101.00



**ALBERTA DIRECT TRADE**

Week Ending **Thursday Sept 10, 2009**

<b>Steers</b>	<b>Live</b>	<b>80.80-82.50</b>	<b>Flat rail</b>	<b>137.50-137.85</b>
<b>Heifers</b>	<b>Live</b>	<b>80.85-81.00</b>	<b>Flat rail</b>	<b>137.50-138.50</b>



### BEEF EXPORTS

	United States Jan 1– Sept 5	Mexico Jan 1-June 30
<b>Total</b>	<b>181,511 tonnes</b>	<b>17,078 tonnes</b>

### BEEF PRODUCTION

	Jan 1 – Sept 5, 09	Last Year Same Time	% Change
<b>Fed</b>	<b>638,183 tonnes</b>	<b>619,029 tonnes</b>	<b>+3.1%</b>
<b>Non-fed</b>	<b>120,569 tonnes</b>	<b>153,811 tonnes</b>	<b>-21.6%</b>

### BEEF IMPORTS

	Jan 1 – Aug 29, 09	Last Year Same Time	% Change
<b>United States</b>	<b>79,861 tonnes</b>	<b>78,674 tonnes</b>	<b>+1.5%</b>
<b>Non-NAFTA</b>	<b>42,432 tonnes</b>	<b>22,735 tonnes</b>	<b>+86.6%</b>
<b>Total</b>	<b>123,577 tonnes</b>	<b>102,750 tonnes</b>	<b>+20.3%</b>

### CHICAGO MERCANTILE EXCHANGE

Closing quotes on futures today were as follows:

<b>Live Cattle</b>			<b>Feeder Cattle</b>		<b>Corn</b>		<b>Soybeans</b>		<b>Canadian \$</b>					
	\$/cwt US		\$/cwt US		\$/bu US ¢/bu		\$/bu US ¢/bu							
<b>Oct</b>	87.22	+0.00	<b>Sep</b>	99.17	-0.32	<b>Sep</b>	3.144	+5.0	<b>Sep</b>	9.844	+11.0	<b>Spot</b>	92.87	+0.15
<b>Dec</b>	86.92	-0.22	<b>Oct</b>	99.32	-0.45	<b>Dec</b>	3.196	+4.4	<b>Nov</b>	9.030	-23.4	<b>Sep</b>	92.85	+0.16
<b>Feb</b>	87.55	-0.52	<b>Nov</b>	99.75	-0.60	<b>Mar</b>	3.330	+4.2	<b>Jan</b>	9.100	-23.4	<b>Dec</b>	92.88	+0.17
<b>Apr</b>	89.85	-0.22	<b>Jan</b>	100.32	-0.62	<b>May</b>	3.424	+4.4	<b>Mar</b>	9.154	-23.2	<b>Mar</b>	92.85	+0.15
<b>Jun</b>	85.87	-0.35	<b>Mar</b>	100.40	-0.60	<b>Jul</b>	3.512	+4.6	<b>May</b>	9.164	-21.6	<b>Jun</b>	92.84	+0.17
<b>Aug</b>	86.45	-0.05	<b>Apr</b>	101.25	-0.55	<b>Sep</b>	3.594	+4.6	<b>Jul</b>	9.206	-21.0	<b>Sep</b>	92.81	+0.17

Ontario Cattlemen's Association, 130 Malcolm Rd., Guelph, ON N1K 1B1 Phone: (519) 824-0334 Fax: (519) 824-1930 OR email:

[mktinfo@cattle.guelph.on.ca](mailto:mktinfo@cattle.guelph.on.ca) or visit our web site at [www.cattle.guelph.on.ca](http://www.cattle.guelph.on.ca)

### Ontario Auction Markets Special Fall Stoker Sales- August 2009

Sept 12	10:00 am	Ottawa Livestock Exchange	Stockers and Yearlings
Sept 14	7:00 pm	Maple Hill Auctions Ltd (Hanover)	Stockers
Sept 15	11:00 am	Ontario Stockyards Inc	Yearlings
Sept 15	10:00 am	Thessalon-Algoma Coop Livestock	Yearlings
Sept 16	11:00 am	Kawartha Lakes Coop Auction Market	Stockers, vaccinated and non vaccinated
Sept 18	9:00 am	Keady Livestock Market	Yearlings-strs & hfrs- Overnight stand
Sept 18	11:00 am	Community Livestock Exchange(hoards)	Calves/Yearlings- prefer vacc- catalogued
Sept 18	12:00 pm	Temiskaming Livestock Market	Yearlings
Sept 21	1:00 pm	Selby Livestock & Auction Center	Stockers, vaccinated and nonvaccinated
Sept 21	7:00 pm	Maple Hill Auctions Ltd (Hanover)	Stockers
Sept 24	10:00 am	Warton-Grey/Bruce Lvsk Coop	Yearlings, mostly vaccinated
Sept 25	9:00 am	Keady Livestock Market	Yearlings- overnight stand
Sept 25	7:00 pm	Cargill Auction Market	Heifer Sale- all breeds
Sept 26	11:00 am	Denifield Livestock	Yearlings & Calves

### OBCFPP LICENCE CHANGES

#### **Licence Withdrawn:**

#### **Auction**

Wainfleet Auction Center, 52119 Misener Rd, Wainfleet, On L0S 1V0

#### **Country Dealer**

Yellow Rose Cattle Company, 2044 Beckwith Line, Carleton Place, On K7C 3P2

### **Comments for the week ending Sept 10, 2009**

The fed cattle market saw a very tough week of trade with prices declining as the week progressed. There were 939 fed cattle sold through auction markets down 7 from last week and 115 less than last year at this time. Steers traded from \$77.39-\$88.48 averaging \$83.42 down \$4.29 from last week and \$12.68 lower than the same time last year. Heifers sold from \$75.57-\$85.89 averaging \$81.31 down \$4.17 from last week and \$13.87 lower than year ago prices. Auction market reports started the week off at steady, down to slightly lower by mid week and \$2.00-\$3.00 lower as the week wrapped up.

The slaughter cow market continued to hold steady this week. There were 1,775 slaughter cows sold through auction markets down 206 from last week and 98 more than the same time last year. Slaughter cows traded from \$34.18-\$48.70 averaging \$41.57 up \$0.22 from last week and \$11.18 below year ago prices. Most auction markets reported steady prices with active trade with one report of slightly lower prices.

Replacement cattle sold on a mixed demand. There were 4,002 replacements sold through auction markets up 26.4% from last week but 29% less than the same time last year. Auction markets reported calves as steady to barely steady. Yearling and short keep cattle were reported as a lack luster demand with prices barely steady to \$5.00 lower. Actual average prices saw steers under 600 lbs average \$6.04-\$9.23 higher with steers over 600 lbs down \$0.72-\$5.00. Steers 800-900 were under the most pressure at \$5.00 lower. Heifers 400-500 lbs averaged \$6.76 higher with heifers 600-800 lbs averaged \$1.62-\$2.62 higher. All other categories of heifers averaged \$0.34-\$3.26 lower with the 800+ category \$3.26 lower.

Ontario railgrade prices followed the same trend as its live counterpart with prices declining as the week progressed. Steers started the week off at \$145-\$150 down to \$143-\$147 by mid week. Heifers traded from \$144-\$149 early week down to \$142-\$147 by mid week. This week's prices averaged \$3.50 lower than last week.

Alberta's fed cattle market saw prices \$2.00-\$2.50 lower on average. Steers traded at \$80.80-\$82.50 live and \$137.50-\$137.85 flat rail while heifers were reported at \$80.85-\$81.00 live and \$137.50-\$138.50 flat rail.

U.S. cash cattle trade on Thursday was fairly active in the north with dressed sales mostly \$1.00 higher at \$131.00. On Friday, active trade in the morning saw southern trade fully steady to last week at \$85.00 live. Sales in the north were reported at \$131.00 dressed which is \$1.00 higher than last week and steady to Thursday.